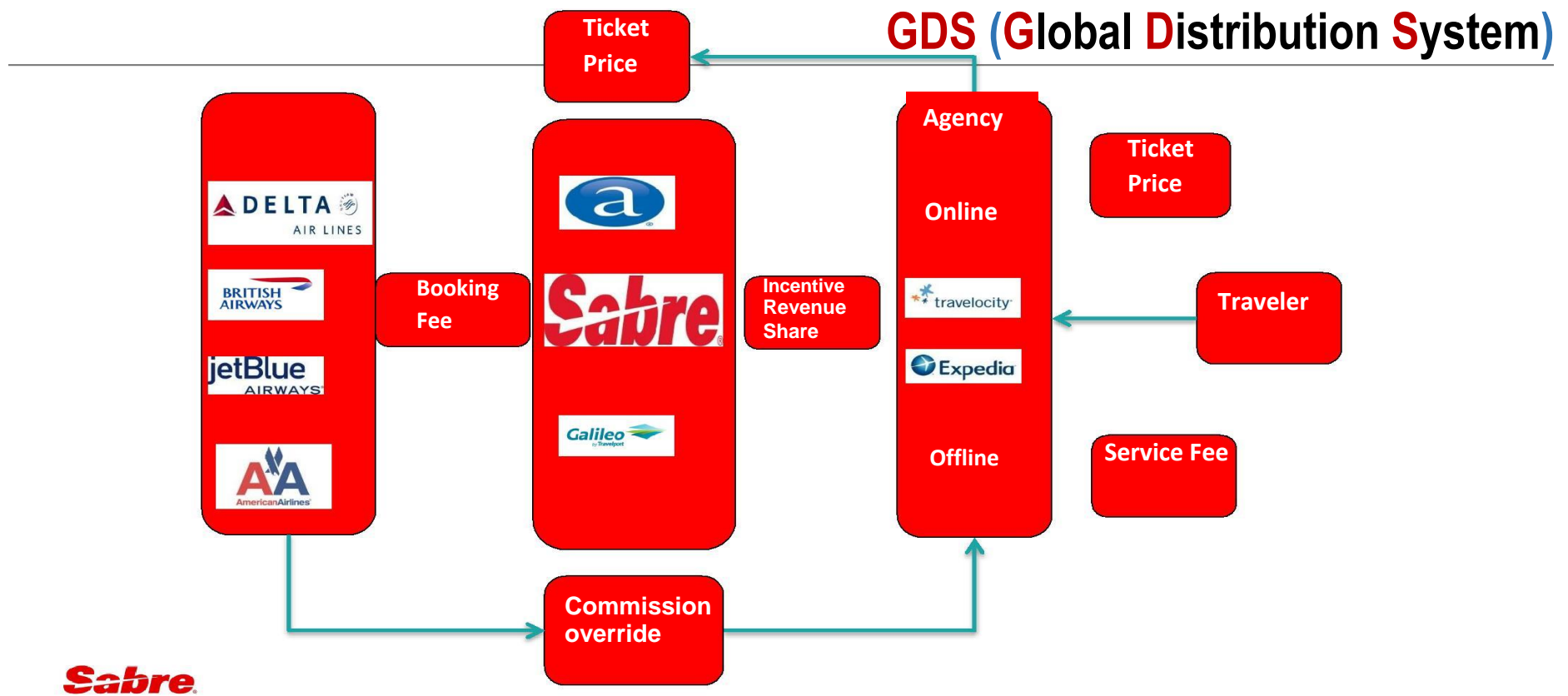


STNME SABRE Basic

Yousif Alhaidar
Trainer Executive



Sabre



Sabre

General Information for Travel & Tourism

Basic Information

- What is GSA → General Sales Agent
- What is IATA → International Air Transport Association
- What is BSP → Billing Settlement Plan
- What is PNR → Passenger Name Record

Working on SRW (Sabre Red Workspace)

PCC: Pesedoue City Code

ID: xxxx

TA: terminal Address

Sabre Passcode:

Sabre passcode contain from 7 or 8 characters

No **caps lock** need to be used

No **Q/Z** allowed in the passcode

Not more than **7** times to use the passcode

Every **90** days need to be changed passcode.



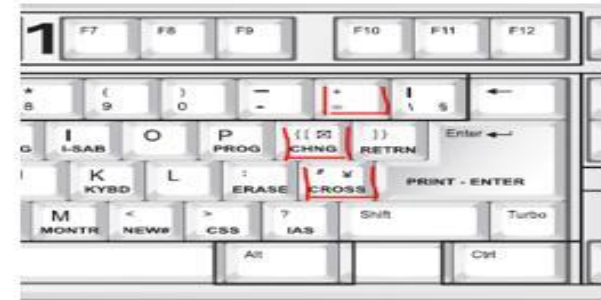
ICK / Identification Code Keys



- **1** availability Ex. **114MAYBAHDXB**
- **0** sell seat Ex. **01Y1** **0**(Key Code)**1**(Number of seats)**Y**(the chosen Class)**1**(the Flight option)
- **3 SSR/OSI Special Service Request /Other Service Info (General Facts)**
- **4 SSR/OSI Special Service Request /Other Service Info for (AA Facts) only**
- **5** Remarks Ex. **5** free text
- **6** received Ex. **6**Yousif
- **7T- time limit / ticketing**
- **9** phone # Ex. **90770000000000**
- **— last name / first name**
- **PE¥example@example.com¥**
- **DU*/MLS** meals table code

SABRE Key Board

Cross of Ioran ¥ ط
 Change ⓧ ج
 Display * +



PNR / Passenger Name Record

P hone # **9**
R eceived from **6**name
I tinerary (you already have it from the codes 1 and 0)
N ame - last / first
T ime limit / ticketing **7T -**

ER (End & Retrieve) to get SABRE PNR then

IR (Ignore & Retrieve) to get the Airline PNR {if we don't have a message after the **ER!!!**}

If you want to send Email, don't use **ER - IR**, just bring the **Email** on the blue screen ***PE**

Then **6your name**

Then **EMR** (End Mail Retrieve)



After we search for flight on specific date we notice this result's,

The screenshot shows a Sabre flight search interface with the following callouts:

- Airline code:** Points to the airline code '31QH' in the first flight entry.
- Option line number:** Points to the option line number '1' in the first flight entry.
- Flight Number:** Points to the flight number '871' in the first flight entry.
- Class Y have 9 seat available:** Points to the 'Y9' field in the first flight entry.
- Departure city:** Points to 'BGW' in the first flight entry.
- Destination City:** Points to 'Z3' in the first flight entry.
- Departure time:** Points to '0500' in the first flight entry.
- Arrival Time:** Points to '0755' in the first flight entry.
- Aircraft Model:** Points to 'DC' in the first flight entry.
- Meal Type:** Points to 'E' in the first flight entry.
- Time deference between BGW & IST:** Points to 'IST/=1' in the first flight entry.
- Electronic Ticket:** Points to 'E' in the first flight entry.
- Direct connection access:** Points to 'DCA' in the first flight entry.
- This flight not available on Wednesday & Saturday:** Points to 'M 0' in the first flight entry.
- No stop over:** Points to '0' in the first flight entry.

The flight results displayed are:

```

31QH.31QH*AYH.A.B.C.D.E.F
NO MESSAGE..21NOV
120JANBGWIST<<
20JAN  FRI  BGW/Z3  IST/=1
1FC  871  Y9  C9  J9  A9  F9  W9  E9*BGWSAW 0500 0755 320 0 5 DC /E
      I9  D9  R9  Q9  B9  L9  M9
2KK  6249 J8  C7  D6  W5  Y9  B9  H9*BGWIST 0500 0755 320 0 X36 DCA /E
      K9  L9  M9  T9  V9  X9  U9
3TK  803  C4  D4  Z4  K4  J4  I4  R4*BGWIST 0905 1220 321 M 0 DCA /E
      Y9  B9  M9  A9  H9  S9  O9
4IF  751  Y          BGWSAW 1000 1145 737 0 56 /E
5IA  217  Y          BGWIST 1045 1300 320 0 5
6NR  129  Y          BGWSAW 1130 1430 320 H/ 0 5
IF - CALL DIRECT
IA - CALL DIRECT
MR - CALL DIRECT
* - FOR ADDITIONAL CLASSES ENTER 1*C.
  
```

Airline dates start from Monday (1Monday, 2Tuesday, 3Wednesday, 4Thursday, 5Friday, 6Saturday, 7sunday)

Few Helpful Entries

For **increase** or **decrees** number of seats after selling option
, # (number of seats that you want).

```
01K1~
1 GF 500K 20MAY 3 BAHDXB SS1 0155 0405 /DCGF /E
NAME CHG NOT ALLOWED FOR GF-K FARECLASS.
, 2<<
PARTY NOW 02 STARTING AT 01
*I<<
1 GF 500K 20MAY 3 BAHDXB SS2 0155 0405 /DCGF /E
```

For changing class (**Want Change All**)
WCAY (Y or any other class that you want to choose).

Booking return segment

1R28MAY or 1R#6 or 128MAYSECTOR






Availability Return After After how many days the return



Airline alliances

Global airline alliances emerged in the late 1990s as a way for carriers to profitably extend their networks through mutually operated flights and marketing.

HOW THE ALLIANCES COMPARE

	 STAR ALLIANCE	 oneworld	 SKYTEAM
	As of July 2012	As of Feb. 2013	As of Nov. 2012
Founded	1997	1999	2000
Total revenue US\$	185.2 bln	105.5 bln	Not available
Revenue passenger km*	1,374 bln	773 bln	Not available
Annual passengers	697.3 mln	337.5 mln	552 mln
Daily departures	21,956	8,938	15,465
Countries served	193	150	187
Airports served	1,358	850+	1,000
Fleet size	4,542	2,469	4,137
Airport lounges	990+	584	525
Airline members	28	12	19
Number of employees	446,120	277,500	436,007

Sources: Star Alliance, Oneworld, Skyteam

* Revenue passenger km measures actual passenger traffic.

W. Foo, 14/02/2013



Booking Status / Airline days

SS sell seat Available

UC unable to confirm

HK hold and confirm

HX was hold now canceled (with penalty!) on Q #7!!!



Add passport information's

3DOCS/P/PP issuing (IQ)/PP.NO/Nationality
(IQ)/DDMMYY/M/EXPIRE/LAST/FIRST-1.1



Passenger Type

For Infant we have two steps after each other:

First we add the name of the infant like this way,

- I / last / first

Second we send the below SSR message to define the infant to airlines,

3INFT / last / first / 12JAN16-1.1



For child also we have to use these steps:

First we can add the name of the child like the way of Adult,

- last / first

Second we send the below message to define child to our System (Sabre),

PDTCNN-3.1

Third we should send SSR Message to define child for airline:

3CHLD/22Jan16-3.1



Cancelation & Re-book

To cancel the PNR we have to do the three codes after each other's:

XI

6your name

ER

IR



This cancelation doesn't mean delete the PNR! , it's only for segment delete, but the profile will still present in the blue screen,

If you want to start a new reservation do (i) then enter to ignore what you have before and start new things

* We have a nice format to **Cancel and Re-book** in different date but same data you have:

X1✂0014MAY

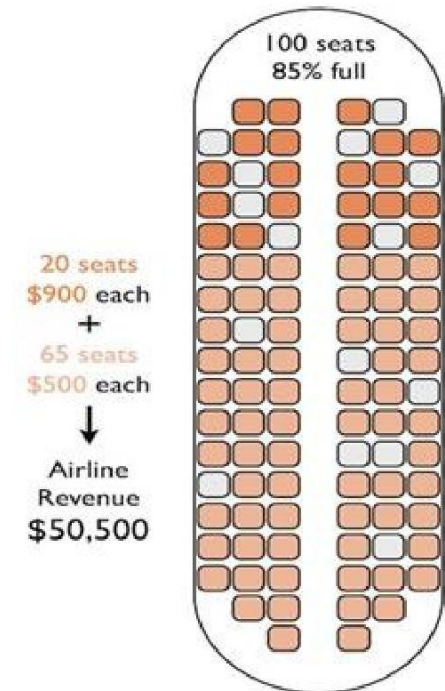
↙ Segment number



Air Pricing

- For the pricing we have different formats to use as bellow:
- **WP** **Want Price**
- **WPNCB** **Want Price Nice Cheap Book**
- **WPNI** **Want Price New Itinerary**
- **WPPADT/CNN/INF** **Price multiple passenger type**
- **WPNCB≠PADT/CNN/INF**
- **WPS1** **Price by choosing segment number**
- **WPNCB≠S1**
- **PQ** **Price Quote** (to save on the last price you choose)
- **WPRQ** **Want Price Retain Quote**
- **WPRD*C16** **Want Price Rules Display for Penalties only**
- **WPRD*PCNN≠C16**

- **WPRD*C16≠S1** **to display the rules for segment 1 only**





Air shop & Modification

Fare Quote

The below entry used to display all the fare bases on specific day, destination, airline & currency.

FQBAHDXB20MAY/USD-GF

Modifications:

Before PNR

after PNR

ICAPD

ICK

Line number

code

Name Key

-

1.1

⌘ then inter if you want to delete the name
OR write the new phone # then enter

IC

Phone Key

9

1

⌘

Remark key

5

1

⌘

SSR Msg

3- 4

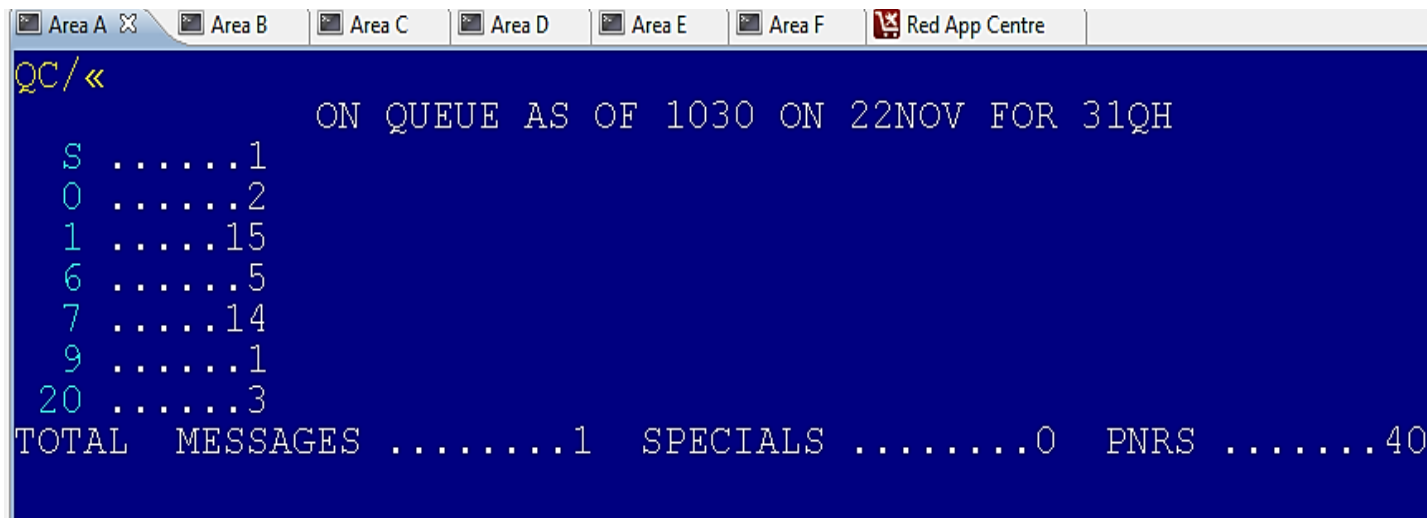
3

⌘

Queues PNR Management

- There are 512 **PNR queues** identified by numbers 0 through 511. There are two types of queues:
 - ❖ The Assigned System Queues apply to the first 50 queues, numbered **0 to 49**.
 - ❖ To manage agency work use all other queues (**50-511**)

To display the Queues we use this entry (QC/)



The screenshot shows a terminal window with a blue background and white text. The window title bar includes tabs for 'Area A' through 'Area F' and 'Red App Centre'. The terminal content displays the command 'QC/«' followed by a summary of queue statistics. The statistics are as follows:

Category	Count
S	1
0	2
1	15
6	5
7	14
9	1
20	3
TOTAL MESSAGES	1
SPECIALS	0
PNRS	40

QUEUE FUNCTION

0	Basic PNR urgent (within 24 hours). Includes group, corporate, meals and special service information	13	Not assigned
1	Basic PNR non-urgent. Includes group, corporate, meals and special service information	14	Not assigned
2	Car/Hotel/Tour confirmation numbers	15	Unreconciled tickets. Passenger Name Records (PNR) drop on queue 15 when there is a problem with the ticket stock in the ATB2 printer
3	Urgent/date sensitive waitlist – not yet confirmed	16	TRUTRIP management, all TT Hub activity such as add, modify, and delete a TT segment
4	Not assigned	17	Waitlist confirmation urgent (within 24 hours)
5	Airline schedule changes within 17 days	18	Waitlist confirmation non-urgent
6	Airline schedule changes beyond 17 days	19	QLT default queue/recheck errors
7	HX status code received*	20	Quality assurance – The Sabre system places suspected duplicated PNRs on Queue 20 for verification. Process this queue frequently to avoid carrier action that may cause scheduling difficulties or additional charges.
8	Not assigned	21	Unable to invoice
9	TAW - tickets to print. With the TAW(date) entry, you can place a PNR on queue on a specific date. Note: The new queue placement process replaces current functionality, where a PNR was placed on queue immediately if tomorrow's date, no date or current date was specified in the 7 field TAW / TAW. With this update, you can control the date and time that PNRs appear on queue. If you specify a date in TAW/TAX, for the current or following day, PNR will be placed on queue on the actual date/time specified in the entry. This helps you improve your efficiency and workflow when working with queued PNRs	22	Contains corporate travel policy modified by airline
10	TAX - PNR suspense Field. With TAX, specify that a PNR be queue placed on Queue on a specific future date and time.	23	Group system action
11	Airline rated PNR or PNR moved by the System from Q20 with status changes to KL, KK, UU, UC, US, UN, TK, SC or WK and the segment date is equal to today or tomorrow.	24	Pre-reserved seat/boarding pass confirmations. Includes changes from all carriers.
12	Large party (10 or more)	25	Pre-reserved seat/boarding pass unable to confirm. Includes changes from all carriers.
		26	Tour time limit
		27	Rejected BP Continuous queue print
		28	Answerback re-queue
		29	Inbound PNRs from Travelocity SM and Web bookings

- Above a list of most seen queue's in Sabre

Some useful entries:

- 1- 1* (this entry used to display more availabilities when we search on flight)
- 2- 1*C (this entry used to display more hidden classes)
- 3- WP*BAG (this entry used to display the allowed weight of the baggage)
- 4- VI* (this entry used to display the flight details)
- 5- W/*code (this entry used to Decoding)
- 6- 1¥1 (this entry used to plus 1 day on the searched availability)
- 7- 1-1 (this entry used to minus 1 day on the searched availability)
- 8- ,3S2 (this entry use to increase segment 2 to 3 seats)
- 9- 7TAW10Apr16/ (this entry use to specify time limit for my reservation)
- 10- 4G1* (this entry used to display seat map for segment 1)
- 11- *PQS (this entry used to display the price quota per sector's)
- 12- X2 (to cancel segment 2)
- 13- EWR (to update the schedule changes/segment changes & end PNR)
- 14- .1HK (to conform Segment number 1)
- 15- FQL1 (use to display the Fares for availability line)
- 16- PQD-ALL (use this entry to delete the price quota for all segment)
- 17- DC¥USD500.00/GBP (used to convert the currency amount)
- 18- PD (Display stored passenger type codes)
- 19- WC¥1X (book option 1 and cancel old itinerary , used after this entry WPNI)
- 20- *- Last name (display PNR by last name)

Thank you...



